


4.19 Administration buildings, public areas

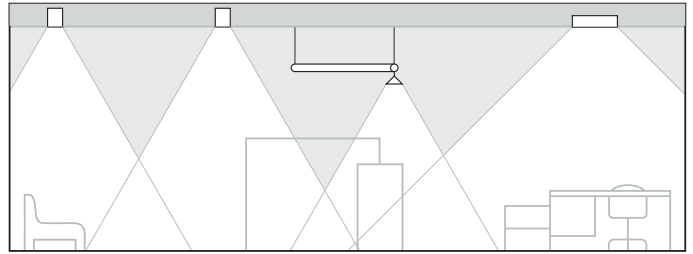
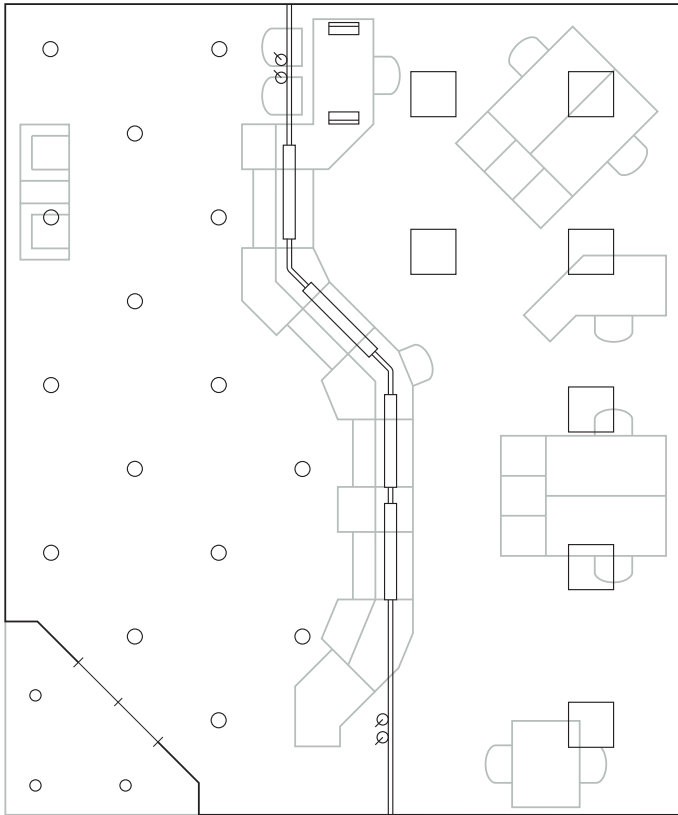
Spaces where office space and public areas meet can be found in a wide variety of buildings: local authorities, insurance companies or banks. There is usually a counter or a row of individual counters between the public area and the office space.

Both room areas and the counter area itself require specific lighting. The lighting in the public area can be compared with that in a lobby, whereas the lighting in the office area must meet the requirements of the workplaces. It is advisable that the lighting over the counter

matches the shape and marks it clearly. If direct access is available from the street – as is often the case with banks – the lighting of the entrance area must be treated as a separate lighting entity.

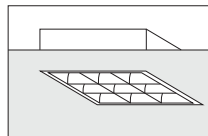


4.0 Examples of lighting concepts
 4.19 Administration buildings,
 public areas

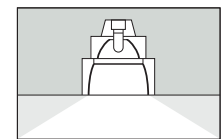
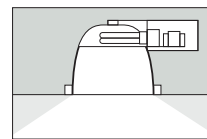
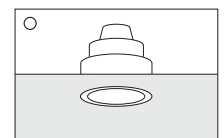
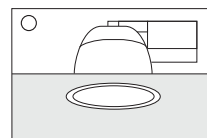
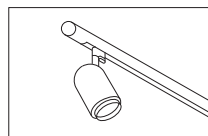
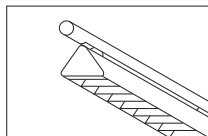


The public area is illuminated by a staggered layout of downlights. The entrance area is illuminated separately, also by downlights. Lighting for the office area is provided by square louvred luminaires arranged in a regular pattern across the ceiling. A light structure with direct louvred luminaires is suspended above the service counter; task lights provide additional lighting on the information desk. Spotlights mounted on the light structure accentuate focal points.

Recessed louvred luminaire for compact fluorescent lamps.

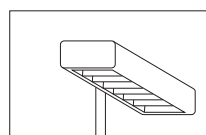


Light structure with louvred luminaires for fluorescent lamps and spotlights.



Recessed downlight for compact fluorescent lamps.

Recessed downlight for metal halide lamps.



Task light for compact fluorescent lamps.